
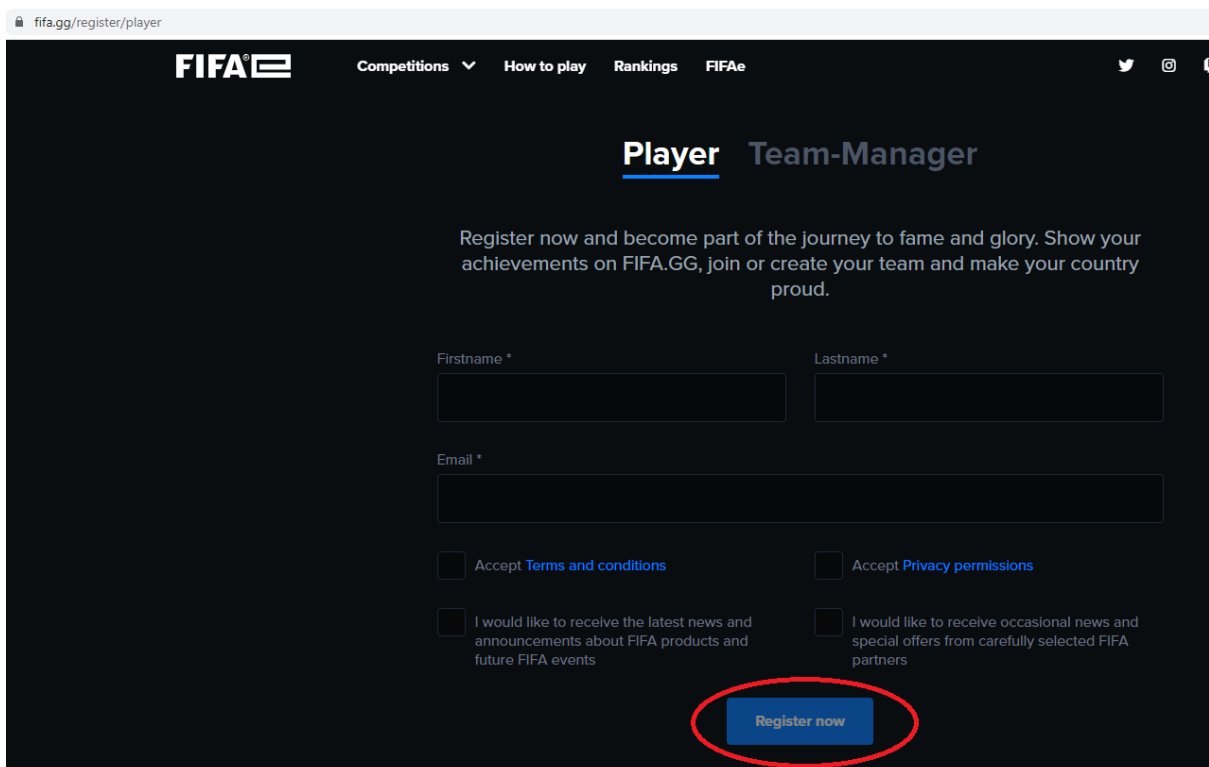


## FIFA官方比賽網站開啟帳戶 Create account on FIFA.GG

1. 在FIFA官方比賽網站按下圖中紅圈範圍  
Click the red-circled button on [FIFA.GG](https://www.fifa.gg)

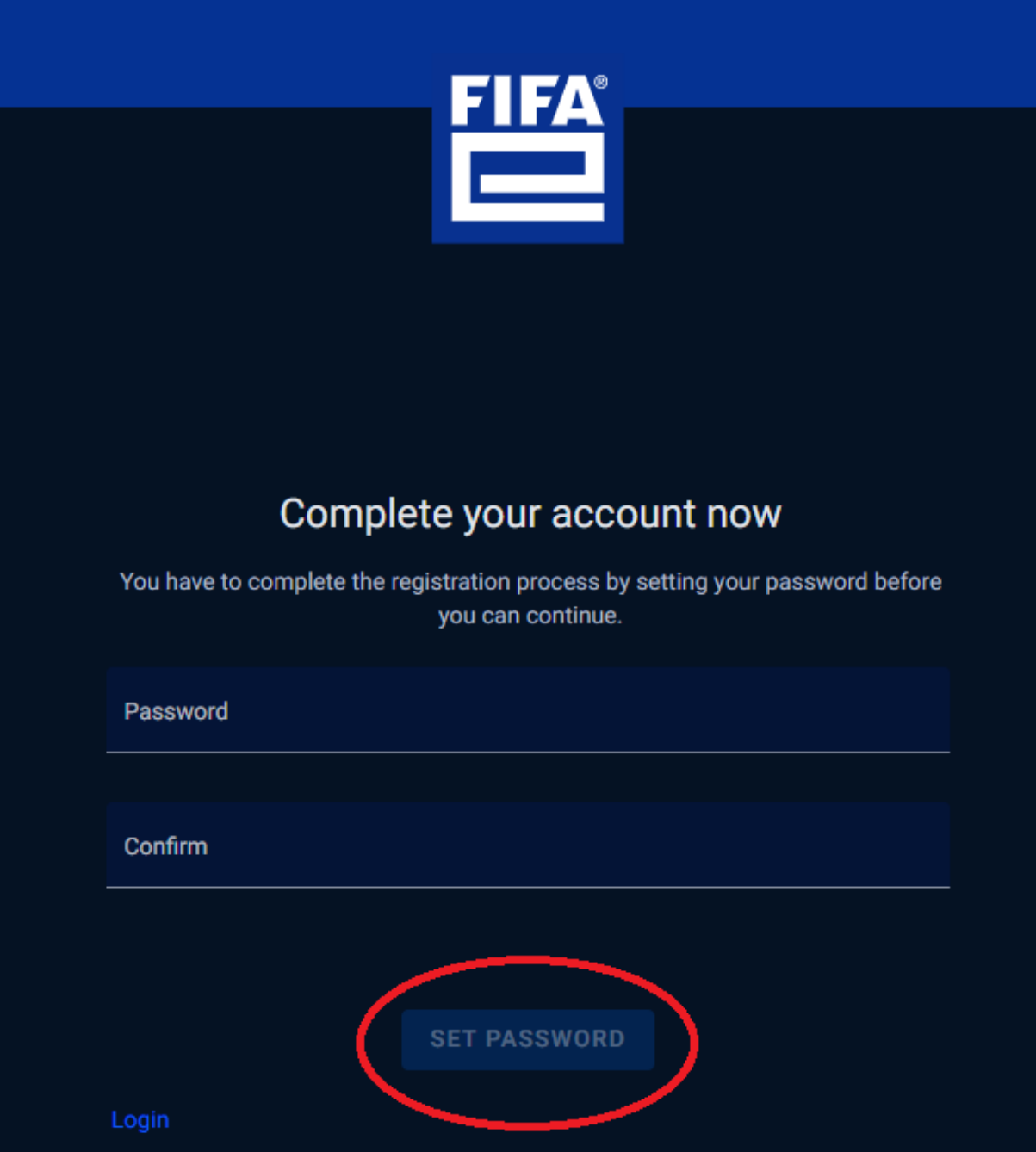


2. 在登記頁面拉至頁底填寫資料, 按下紅圈範圍提交資料。  
Drag to the bottom on the registration page to fill in the registration form, click the red-circled button to submit.

A screenshot of the FIFA.GG registration page. The page has a dark blue header with the FIFA logo on the left and navigation links: 'Competitions', 'How to play', 'Rankings', and 'FIFAE'. On the right side of the header, there are social media icons for Twitter, Instagram, and YouTube. The main content area is dark blue and features the text 'Player Team-Manager' with 'Player' underlined. Below this, there is a registration form with the following fields: 'Firstname \*', 'Lastname \*', and 'Email \*'. There are also four checkboxes for terms and conditions, privacy permissions, and newsletter preferences. At the bottom of the form, there is a blue 'Register now' button, which is circled in red.

3. 收到電郵後開啟內文連結，設定密碼然後確定

Click the link in the email and set your own password.



**FIFA®**

## Complete your account now

You have to complete the registration process by setting your password before you can continue.

Password

Confirm


**SET PASSWORD**

[Login](#)

4. 進入個人頁面，填寫個人資料後提交即完成開啟FIFA.GG帳戶

Fill in the personal information on FIFA.GG to complete the registration.

← → ↻ login.fifa.gg/account/complete/player



## Your profile

Personal

Firstname \*  
You must enter a value

Lastname \*  
You must enter a value

Birthday \*  
You must enter a value

Country of Representation \*  
You must enter a value

Gaming

Display Name \*  
You must enter a value

EA online ID

PSN ID

Xbox Live ID

Country of residence \*  
You must enter a value

**COMPLETE**

Free agent

Dashboard

Account

Profile

Create new team

FIFA.GG

Back to FIFA.GG

Logout

Live | v6.2.8